

01

JANUARY | 2026

# MONTHLY REPORT



**TALAPAMANA  
NG PILIPINAS**  
PHILIPPINE REGISTRY OF HERITAGE

# SUBMISSION RECORD

Submission of Cultural Inventory (CI) and registration of cultural property per RA 11961, RA 4846, and other relevant laws/issuances.

# JANUARY

**Cumulative**  
(2017-2026)

**Annual**  
(2026)

Cultural Agency

National Government Agency and other instrumentality

Public and Private Educational Institution

Local Government Unit (city, municipal, and provincial governments)

5	5
14	4
2	0
<b>1,398</b>	<b>80</b>

## LGU 2026 ANNUAL SUBMISSION BREAKDOWN

LGUs submit local cultural inventories (LCIs) by virtue of existing relevant laws and DILG-NCCA Joint Memorandum Circular 2021-001.



## SUBMISSION RATE PER REGION (Cumulative)

NCR	16/17 (94%)	REGION IV-A	147/147 (100%)	REGION IX	62/75 (83%)
CAR	74/83 (89%)*	REGION IV-B	59/78 (76%)	REGION X	88/98 (90%)
BARMM	64/125 (51%)	REGION V	79/120 (65%)	REGION XI	50/54 (93%)
REGION I	128/129 (99%)	REGION VI	106/139 (76%)	REGION XII	45/53 (85%)
REGION II	93/98 (94%)	REGION VII	81/136 (60%)	REGION XIII	59/78 (76%)
REGION III	130/137 (95%)	REGION VIII	113/149 (76%)		

Note: Subject to changes due to ongoing assessment.

\* Submissions increased based on previous report.

Scan to visit page:



## NO. OF CULTURAL PROPERTIES IN THE PUBLIC DATABASE

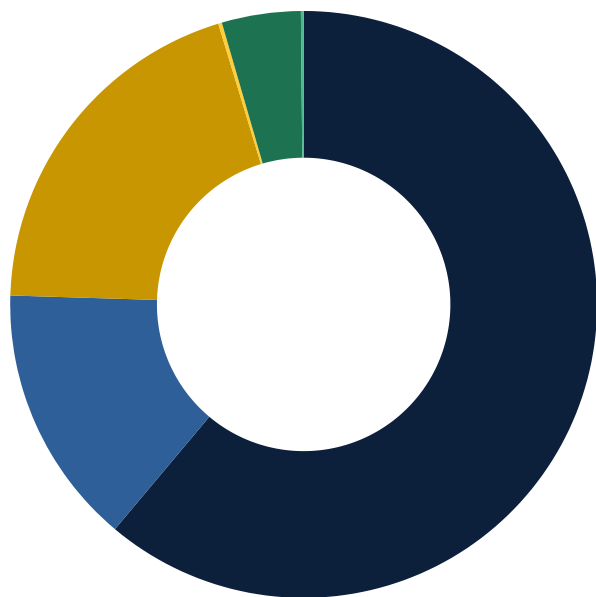
The following numbers represent the cultural properties in the Registry which are accessible to the public through the online portal.

# 12,773

New **142**

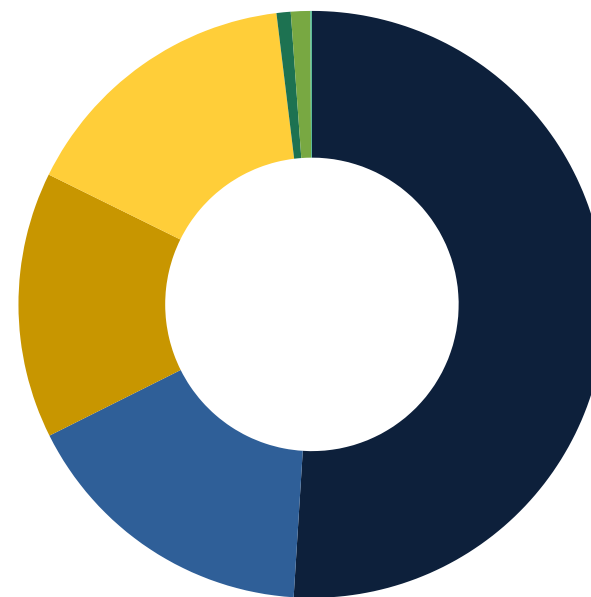
Updated **5**

Unpublished **5**



### PERCENTAGE BREAKDOWN PER HERITAGE DOMAIN

- Tangible-Immovable
- Tangible-Movable
- Intangible
- Contemporary Arts and Crafts
- Natural
- Mixed



### PERCENTAGE BREAKDOWN PER GEOGRAPHIC LOCATION

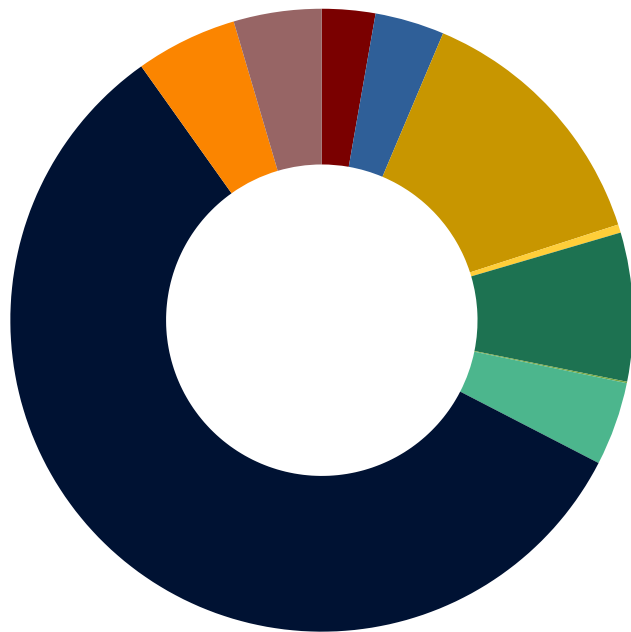
- Luzon
- Visayas
- Mindanao
- Metro Manila
- Nationwide
- Overseas
- Mixed

For data requests, send us an email at [talapamana@ncca.gov.ph](mailto:talapamana@ncca.gov.ph)!

# 9,330

## NO. OF CULTURAL PROPERTIES IN MAPAMANA

The Web Mapping Database



### PERCENTAGE BREAKDOWN PER CLASSIFICATION

<span style="color: #800000;">■</span> National Historical Landmarks, Sites, National Shrines, Monuments and Heritage Zones, Houses	<b>258</b>
<span style="color: #0056b3;">■</span> Cultural Treasures	<b>336</b>
<span style="color: #c4a000;">■</span> Historical Markers	<b>1275</b>
<span style="color: #f1c232;">■</span> UNESCO Inscription	<b>40</b>
<span style="color: #008060;">■</span> Work of National Artists	<b>719</b>
<span style="color: #90c040;">■</span> ASEAN Inscription	<b>7</b>
<span style="color: #40c080;">■</span> Locally Declared Cultural Properties	<b>405</b>
<span style="color: #002060;">■</span> Registered Properties	<b>5372</b>
<span style="color: #ff8c00;">■</span> Philippine Intangible Cultural Heritage Inventory	<b>492</b>
<span style="color: #a08080;">■</span> Classified Historic Structures (covering all Colonial Churches and other Houses of Worship, per NHCP Res. No. 3, s. 1991)	<b>426</b>

### MONITORED IMMOVABLE CULTURAL PROPERTIES PER GRADE LEVEL

(Cumulative)

GRADE I LEVEL	<b>332</b>
GRADE II LEVEL	<b>1574</b>
GRADE III LEVEL	<b>1452</b>

\* Submissions increased based on previous report.

Note: Subject to changes due to ongoing assessment.

### MONITORED IMMOVABLE CULTURAL PROPERTIES PER REGION

(Cumulative)

NCR	<b>650</b>	REGION IV-A	<b>490</b>	REGION IX	<b>490</b>
CAR	<b>68</b>	REGION IV-B	<b>129</b>	REGION X	<b>129</b>
BARMM	<b>20</b>	REGION V	<b>171</b>	REGION XI	<b>171</b>
REGION I	<b>194</b>	REGION VI	<b>180</b>	REGION XII	<b>180</b>
REGION II	<b>93</b>	REGION VII	<b>190</b>	REGION XIII	<b>190</b>
REGION III	<b>235</b>	REGION VIII	<b>82</b>		

Note: Subject to changes due to ongoing assessment.

\* Submissions increased based on previous report.

Scan to visit page:

