

02

FEBRUARY | 2026

MONTHLY REPORT



**TALAPAMANA
NG PILIPINAS**
PHILIPPINE REGISTRY OF HERITAGE

SUBMISSION RECORD

Submission of Cultural Inventory (CI) and registration of cultural property per RA 11961, RA 4846, and other relevant laws/issuances.

FEBRUARY

Cumulative
(2017-2026)

Annual
(2026)

LGU 2026 ANNUAL SUBMISSION BREAKDOWN

LGUs submit local cultural inventories (LCIs) by virtue of existing relevant laws and DILG-NCCA Joint Memorandum Circular 2021-001.

Cultural Agency, National Government Agency, instrumentality, SUCs, etc.

21

3

Local Government Unit (city, municipal, and provincial governments)

1400

105



6

No. of Compliant Submissions

99

No. of Noncompliant Submissions

SUBMISSION RATE PER REGION (Cumulative)

NCR	16/17 (94%)	REGION IV-A	147/147 (100%)	REGION IX	62/75 (83%)
CAR	74/83 (89%)*	REGION IV-B	59/78 (76%)	REGION X	88/98 (90%)
BARMM	64/125 (51%)	REGION V	80/120 (67%)	REGION XI	50/54 (93%)
REGION I	128/129 (99%)	REGION VI	106/139 (76%)	REGION XII	45/53 (85%)
REGION II	93/98 (94%)	REGION VII	81/136 (60%)	REGION XIII	59/78 (76%)
REGION III	130/137 (95%)	REGION VIII	114/149 (77%)		

Note: Subject to changes due to ongoing assessment.

* Submissions increased based on previous report.

Scan to visit page:



NO. OF CULTURAL PROPERTIES IN THE PUBLIC DATABASE

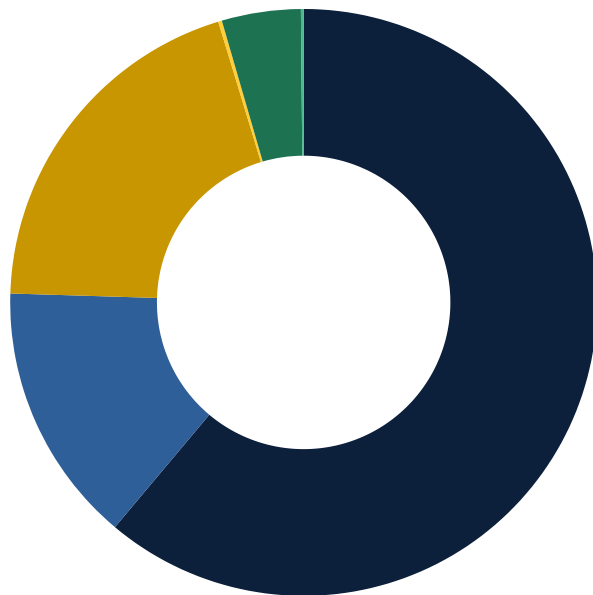
The following numbers represent the cultural properties in the Registry which are accessible to the public through the online portal.

14,126

New **105**

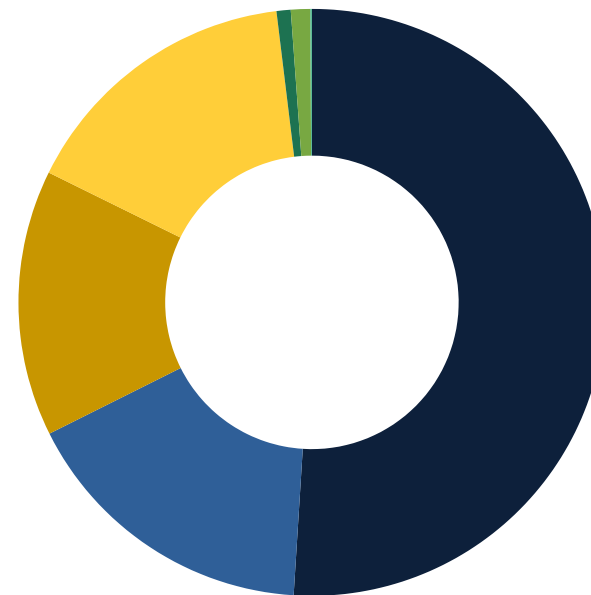
Updated **41**

Unpublished **12**



PERCENTAGE BREAKDOWN PER HERITAGE DOMAIN

- Tangible-Immovable
- Tangible-Movable
- Intangible
- Contemporary Arts and Crafts
- Natural
- Mixed



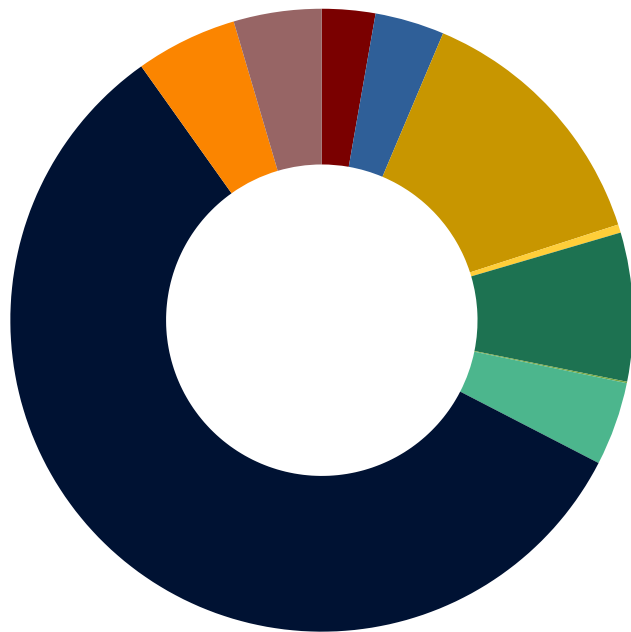
PERCENTAGE BREAKDOWN PER GEOGRAPHIC LOCATION

- Luzon
- Visayas
- Mindanao
- Metro Manila
- Nationwide
- Overseas
- Mixed

9,361

NO. OF CULTURAL PROPERTIES IN MAPAMANA

The Web Mapping Database



PERCENTAGE BREAKDOWN PER CLASSIFICATION

■ National Historical Landmarks, Sites, National Shrines, Monuments and Heritage Zones, Houses	258
■ Cultural Treasures	336
■ Historical Markers	1275
■ UNESCO Inscription	40
■ Work of National Artists	719
■ ASEAN Inscription	7
■ Locally Declared Cultural Properties	405
■ Registered Properties	5372
■ Philippine Intangible Cultural Heritage Inventory	492
■ Classified Historic Structures (covering all Colonial Churches and other Houses of Worship, per NHCP Res. No. 3, s. 1991)	426

MONITORED IMMOVABLE CULTURAL PROPERTIES PER GRADE LEVEL

(Cumulative)

GRADE I LEVEL	332
GRADE II LEVEL	1574
GRADE III LEVEL	1452

* Submissions increased based on previous report.

Note: Subject to changes due to ongoing assessment.

MONITORED IMMOVABLE CULTURAL PROPERTIES PER REGION

(Cumulative)

NCR	650	REGION IV-A	490	REGION IX	490
CAR	68	REGION IV-B	129	REGION X	129
BARMM	20	REGION V	171	REGION XI	171
REGION I	194	REGION VI	180	REGION XII	180
REGION II	93	REGION VII	190	REGION XIII	190
REGION III	235	REGION VIII	82		

Note: Subject to changes due to ongoing assessment.

* Submissions increased based on previous report.

Scan to visit page:

